

LABOR (Source: Job Service North Dakota)

	DEC - 2023	NOV - 2023	DEC - 2022	2023-2022 CHANGE
UNEMPLOYMENT RATE				
Bismarck-Mandan MSA	1.8%	1.5%	2.1%	-0.3%
Fargo-Moorhead MSA	1.7%	1.3%	1.9%	-0.2%
Grand Forks MSA	1.8%	1.4%	2.2%	-0.4%
North Dakota	1.7%	1.4%	2.0%	-0.3%
United States	3.5%	3.5%	3.3%	0.2%
LABOR FORCE				
Bismarck-Mandan MSA	69,143	69,358	69,779	-636
Fargo-Moorhead MSA	145,441	147,016	146,249	-808
Grand Forks MSA	54,135	54,369	53,712	423
North Dakota	409,259	412,148	409,011	248
CURRENT EMPLOYMENT				
Bismarck-Mandan MSA	67,894	68,342	68,282	-388
Fargo-Moorhead MSA	142,999	145,136	143,504	-505
Grand Forks MSA	53,142	53,594	52,504	638
North Dakota	402,128	406,333	400,664	1,464
ONLINE JOB OPENINGS				
Burleigh	2,909	2,500	2,644	265
Morton	266	237	307	-41
Cass	3,996	3,891	5,437	-1,441
Grand Forks	1,367	1,545	1,534	-167
North Dakota	14,326	13,464	16,133	-1,807

PROPERTY (Source: City of Bismarck, City of Mandan, Morton County & Burleigh County)

	DEC - 2023	VALUATION	DEC - 2022	VALUATION
SINGLE FAMILY				
Bismarck	0	\$0	1	\$349,308
Mandan	0	\$0	0	\$0
Burleigh County	0	\$0	0	\$0
Morton County	0	\$0	0	\$0
COMMERCIAL				
Bismarck	4	\$1,165,000	3	\$9,040,000
Mandan	0	\$0	0	\$0
Burleigh County	0	\$0	0	\$0
Morton County	0	\$0	0	\$0

COST OF LIVING (Source: Council for Community and Economic Research)

METRO	COMP INDEX	GROCERY	HOUSING	UTILITIES	TRANSPORTATION	HEALTH CARE	OTHER SERVICES
Bis-Man	94.7	93.4	88.7	88.5	102.0	111.7	97.8
Fargo	98.1	96.9	82.7	94.3	102.9	118.1	108.3
Grand Forks	91.6	92.8	83.5	108.9	94.6	101.4	90.9
Minot	92.7	91.8	78.0	93.3	105.5	117.2	98.4

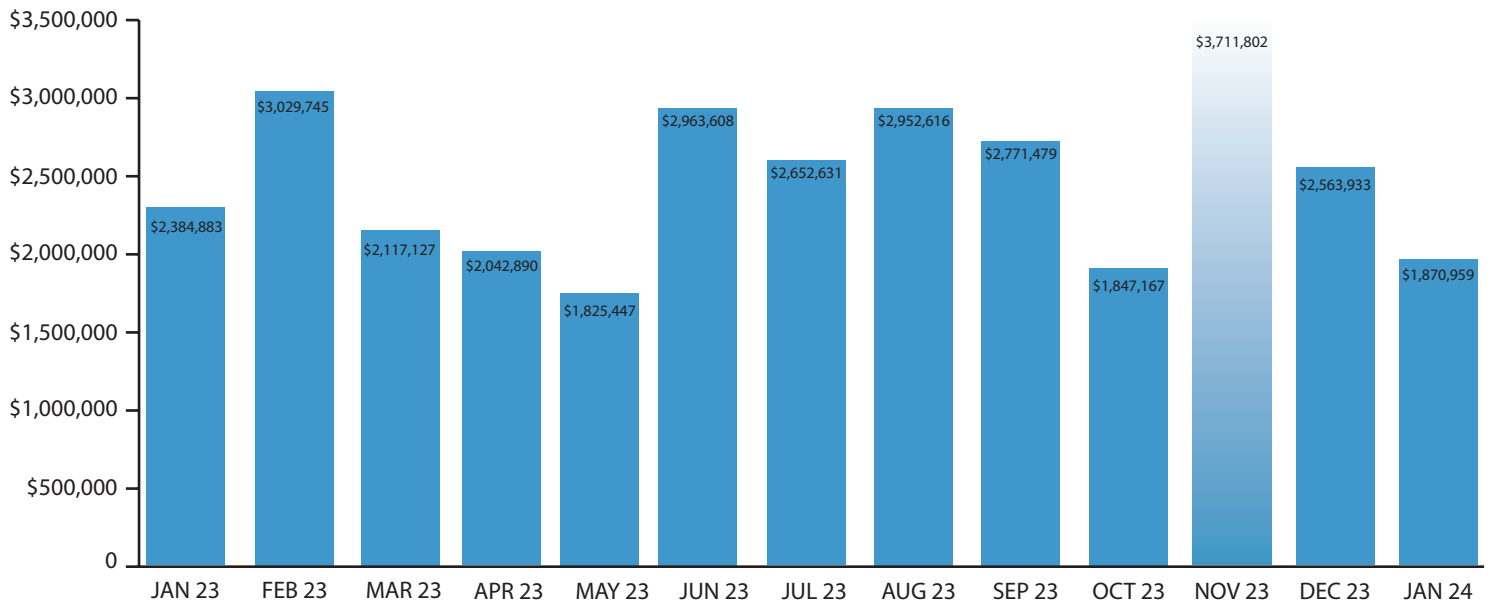
*The average for participating places equals 100. Each participant's index is read as a percentage of the average for all places.

TAXABLE SALES & PURCHASES (Source: ND Tax Department)

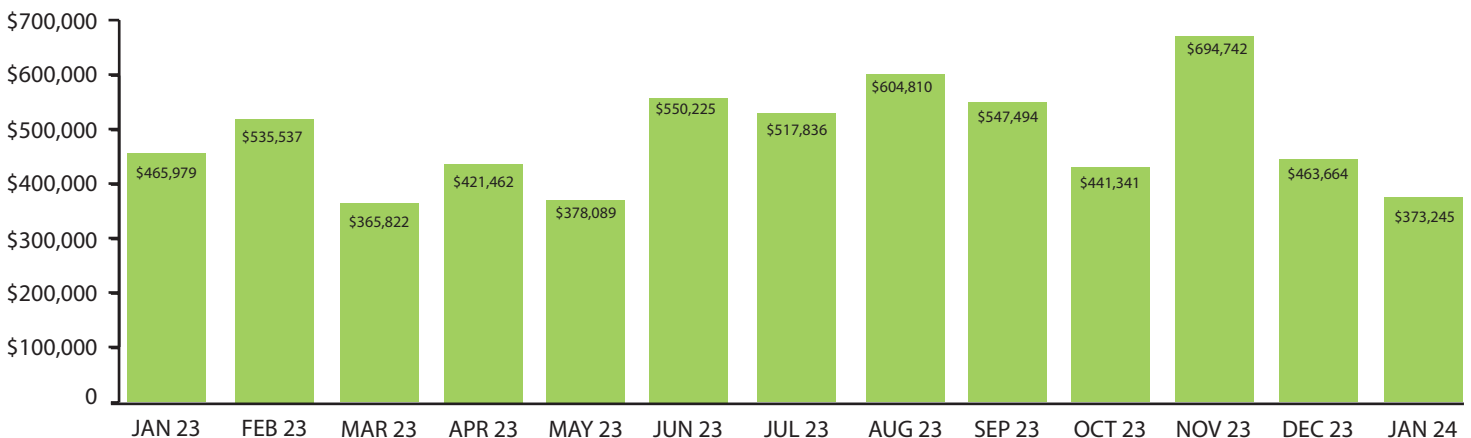
	23-22% CHANGE	Q4 - 2023	Q4 - 2022	Q4 - 2021	Q4 - 2020
Bismarck	2.61%	\$454,695,561	\$443,143,870	\$419,769,027	\$404,743,731
Mandan	6.62%	\$91,604,028	\$85,916,085	\$78,616,553	\$69,141,411
Fargo	-3.34%	\$755,619,042	\$781,708,030	\$716,835,256	\$656,207,977
Grand Forks	5.76%	\$311,758,748	\$294,775,816	\$278,952,556	\$255,331,922
Minot	3.86%	\$337,340,182	\$324,794,824	\$293,598,831	\$261,528,547

SALES TAX (Source: ND State Treasurer)

BISMARCK

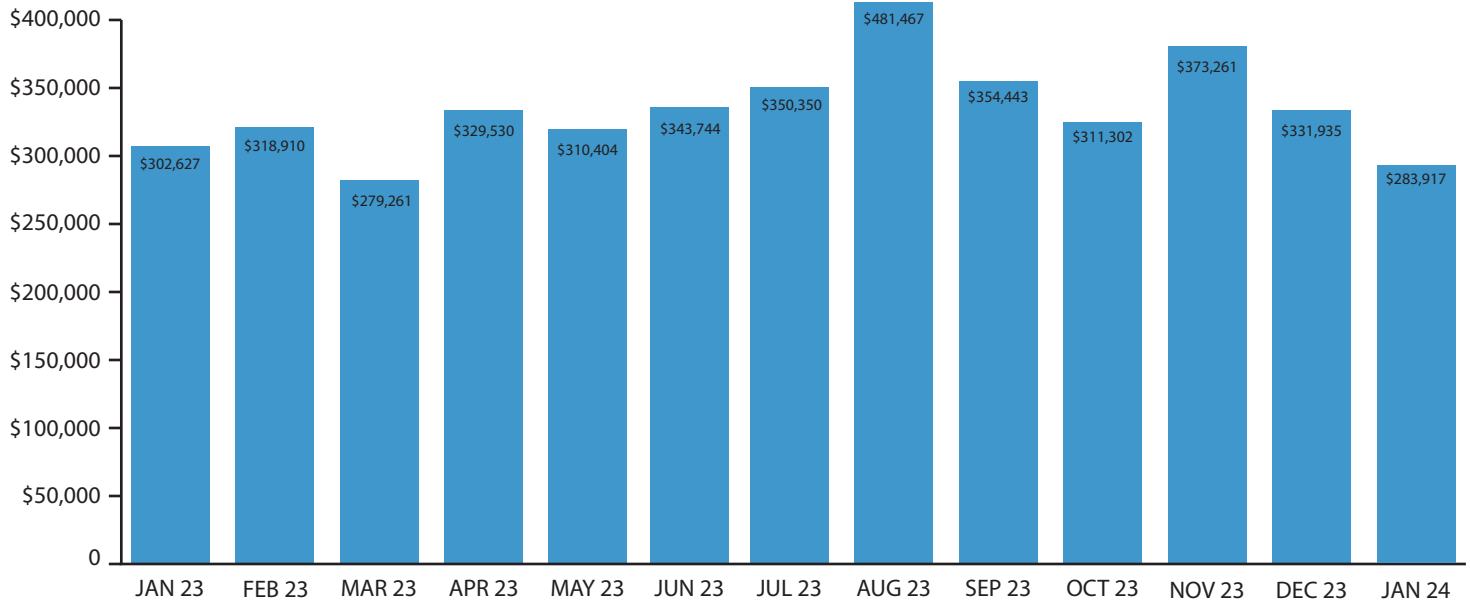


MANDAN



RESTAURANT/LODGING TAX (Source: ND State Treasurer)

BISMARCK



MANDAN

